

Returning to St Joseph's A Guide for Pupils

June 2020

A message from Mrs Taylor



We are really looking forward to seeing you next week!

How does it feel to be coming back?

You might feel worried, excited, happy, sad, scared, angry, shocked or something else?

But do you know what? That is OK!

All feelings are ok. There will always be someone at school that can help you and make you feel better and safe.

Your teachers and Learning Support Assistants are really good at that!

When you come back to school some things will be the same and some things will be different.

We have been working hard to make your school SAFE.

This leaflet will tell you what sorts of things will be different.


Don't worry about anything. Your teachers have organised lots of exciting things for you to do at school. It will be FUN!

We can't wait to see you again and welcome you back to school.

We have missed you so much!

See you soon!

Mrs Taylor



When will I come into school?

For the next two weeks:

- Each class has been split into four groups
- The groups will come into school on Mondays, Tuesdays, Thursdays and Fridays.
- We will be closed to pupils each Wednesday, except for pupils in the Hub.
- Your session in the school will last for four hours.

You will be sent more information about the plans for the 3rd week, next week.



How will I enter school?

- You will line up outside the main gate using the yellow lines to help you to keep a 2m distance between you and the person in front of you.
- When you come through the gate we will check your temperature with an infrared thermometer.
- Your teacher will meet you on the playground and take you straight to class.




Will I have to wear school uniform?

- You do not need to wear school uniform.
- You need to wear clean clothes which are suitable for learning and playing outside and doing physical activity.
- Please bring a hat if it's going to be sunny .
- Please bring a coat if there is a chance of rain as you will be going outside during the day.



What will playtime be like?

- Two classes will play outside at the same time.
- The playground will be zoned into two areas using cones. You will not be allowed to cross the cones.
- A set of playground equipment will be available for you to play with. We will clean these after break.
- Breaktime will be an opportunity to play with your friends, but you will have to keep a distance of 2-metres from each other. We know that this is not how you usually play and that it will be difficult.
- You will also be spending time outside learning each day. This will include doing challenges, creating artworks and playing games.



Foundation Phase playground




There is a red ribbon around the pirate ship and trim trail – you will not be allowed to play on it.

Yellow lines on the playground show you where to line up

Cones have been put out to zone the playground. You won't be allowed to cross the cones.



Key Stage 2 playground



There is a red ribbon around the trim trail – you will not be allowed to play on it.

Cones have been put out to zone the playground. You won't be allowed to cross the cones.



Yellow lines and dots on the playground show you where to line up

What will I eat and drink?

- You should bring in a healthy snack and a filled water bottle to school each day. A piece of fruit is ideal. Please don't bring in chocolate, crisps or biscuits. Also, please don't bring in snacks containing nuts due to allergies within the school.
- It is a good idea to bring a reusable water bottle that you can easily identify. This can be kept on your table throughout the day.



What will my classroom look like?

- Your classroom will look a bit different to the one you left in March. Each child will be given their own table and chair and they are yours for the day.
- Lots of furniture has been removed from the classrooms so that you have enough space to move around and keep a 2-metre gap between you and the closest child.
- You will be given your own set of equipment that only you will use each week.



Reception



Footprints show you where to stand to line up at the door.




The tables are spread out.

You are not allowed inside the teacher's square.

Year 1

Arrows show you which way to walk.



You are not allowed inside the teacher's square.

Footprints show you where to stand.




Year 2

The tables are spread out.



Special dots show you where to sit.



You are not allowed inside the teacher's square.

Year 3



The tables are spread out.

Arrows show you which way to walk.

You are not allowed inside the teacher's square.





Year 4

Arrows show you which way to walk.




You are not allowed inside the teacher's square.




The tables are spread out.

Key stage 2 toilets



Footprints show you where to stand – you need to stand on one if another child is using the toilet or to let another child pass you if they are leaving the toilet area.


The red and white ribbons on a bookcase mean that you are not allowed to touch the resources.



Year 5




The tables are spread out.



You are not allowed inside the teacher's square.

Year 6

The tables are spread out.



You are not allowed inside the teacher's square.

Footprints show you where to stand.




Sometimes we might need to wear PPE.....

....this protects us and you, if we need to look after you, for example, giving you first aid.



Who do you think this is? She is wearing an apron, gloves, face mask and visor.

So what do you need to remember?



THINGS WE ARE DOING TO KEEP YOU SAFE



Only one adult may bring a child into the school.



Hand sanitiser will be available in every room.




Only one child will be allowed into the toilets at a time.



We are displaying lots of signs and posters around the school.



Everyone will wash their hands when they come into the building and at other times during the day.



Every child in the school will have their own set of learning resources to use. These will be kept in school.



We will be cleaning surfaces and learning resources throughout the day. The cleaning team will be in twice each day.



A few adults who are working very closely with a child will wear personal protective equipment, known as PPE.

WHAT TO REMEMBER EACH DAY



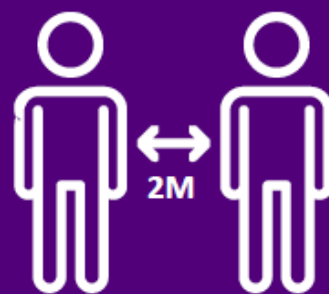
Be really good at washing your hands for at least 20 seconds.



Don't touch your face with your hands.



Follow the one-way system around the school.



Keep a 2-metre gap between you and all other children and adults in the school.



Listen to the adults in the school and follow their instructions at all times.



If it's sunny, apply sunscreen before coming to school and wear a cap or sun-hat.



Only use learning resources that have been given to you. Don't share with other children.



Try your best, have fun and stay safe.